


QUARTERLY PERFORMANCE ATTRIBUTION

INTERMEDIATE AGGREGATE COMPOSITE

FOURTH QUARTER 2023



INVESTMENT PERFORMANCE¹

as of December 31, 2023

| Performance ¹ | 4Q'23 | 1 Yr | 3 Yr | 5 Yr | 10 Yr |
|--|--------------|--------------|--------------|--------------|--------------|
| Intermediate Aggregate (before inv. mgmt. fees) | 5.70 | 5.81 | (1.63) | 1.65 | 2.07 |
| Intermediate Aggregate (after max. fees) | 5.64 | 5.55 | (1.88) | 1.38 | 1.78 |
| Bloomberg U.S. Intermediate Aggregate Bond Index | 5.50 | 5.18 | (2.06) | 1.14 | 1.62 |
| Value Added (before inv. mgmt. fees) | +0.20 | +0.63 | +0.43 | +0.51 | +0.45 |

PERFORMANCE RECAP

Galliard's Intermediate Aggregate Composite (composite) outperformed its benchmark, the Bloomberg U.S. Intermediate Aggregate Bond Index (index), during the fourth quarter (Q4). The composite returned 5.70%, while the index returned 5.50%. A general overweight to the spread sectors drove outperformance; security selection in Corporates detracted.

PERFORMANCE ATTRIBUTION (before inv. mgmt. fees)¹

as of December 31, 2023

| | 4Q'23 Attribution (basis points) |
|------------------------------|----------------------------------|
| Sector Allocation | +27 |
| Security Selection | (5) |
| Yield Curve/Duration | 0 |
| Residual Impact ³ | (6) |
| Total Attribution | +20 |

COMMENTARY ON PERFORMANCE ATTRIBUTION

- Overweight allocations to spread sectors drove outperformance over the quarter. In particular, an overweight to Corporate Credit, Other U.S. Government securities, and Structured Credit each benefited returns.
- A higher quality bias in Corporate issue selection detracted over the period.
- Neutral duration and yield curve positioning did not materially impact performance.

COMPOSITE CHARACTERISTICS

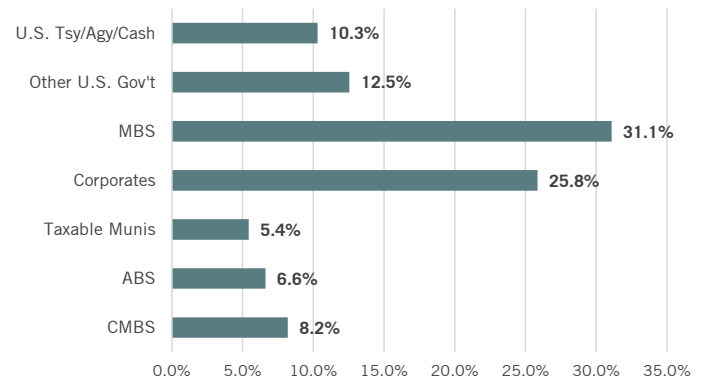
as of December 31, 2023

| | Intermediate Aggregate Composite | Bloomberg U.S. Intermediate Aggregate Bond Index |
|---------------------------------------|----------------------------------|--|
| Weighted Average Quality ² | AA | AA |
| Yield to Maturity | 4.96% | 4.50% |
| Effective Duration | 4.29 Yrs | 4.45 Yrs |

SECTOR ALLOCATION

as of December 31, 2023

| Duration/Yield Curve | U.S. Tsy/Agy | Other U.S. Gov't | Corp/Muni | MBS | CMBS/ABS |
|----------------------|--------------|------------------|------------|-------------|------------|
| Neutral/Laddered | Underweight | Overweight | Overweight | Underweight | Overweight |



CURRENT STRATEGY & OUTLOOK

- Portfolios are fully invested, for the most part, and we remain comfortable with overall positioning.
- High quality spread assets look fairly priced, generally speaking, but some limited opportunities remain across specific sectors.
- We will continue to emphasize high quality, diversification and liquidity in all new purchases as we look to maintain overall defensive positioning to protect against downside risks and elevated levels of uncertainty.
- Duration positioning will continue to be broadly neutral versus benchmarks.

¹ Benchmark returns are not available net of fees. For comparative purposes, Galliard Composite excess returns are shown gross of investment management fees and include all income, realized and unrealized gains and losses and all transactional costs. See further disclosures on reverse side of this page.

² The Weighted Average Quality shown has NOT been assessed by a nationally recognized statistical rating organization. The Weighted Average Quality shown represents the individual holding's composite ratings, as rated by S&P, Moody's, and Fitch. If S&P, Moody's, and Fitch all provide a credit rating, the composite rating is the median of the three agency ratings. If only two agencies provide ratings, the composite is the more conservative rating. If only one agency provides a rating, the composite rating reflects that agency's rating.

³ Includes trading, cash flows and other residual impacts.

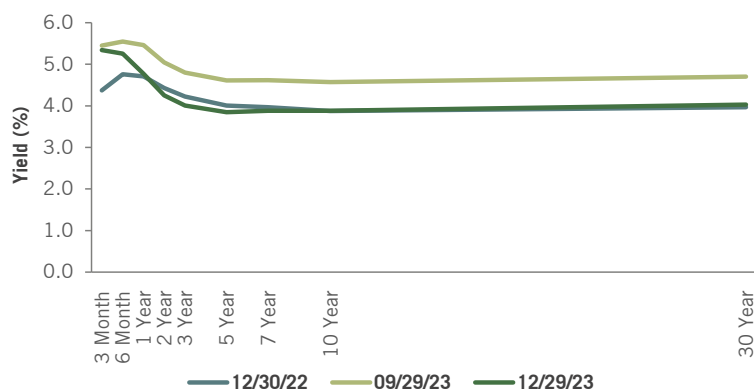
INTERMEDIATE AGGREGATE COMPOSITE

FOURTH QUARTER

Interest Rates Declined as Fed Pivot Looks Imminent; Credit Spreads Tightened

CHANGES IN U.S. TREASURY RATES

With Additional Rate Cuts Now Expected in 2024 Yields Adjusted Lower



Source: Bloomberg

QUARTERLY MARKET COMMENTARY

- For now, the economic outlook is remarkably sanguine. 3Q GDP growth measured 4.9% q/q annualized, with 3.1% q/q annualized personal consumption and gross private investment that jumped up to 10.0% q/q annualized on strong residential fixed investment and inventory building.
- As anticipated, the Fed stayed on hold and provided a dovish message in December, indicating that interest rate cuts are forthcoming. However, the market continues to price in more aggressive rate cuts than the Fed: futures are pricing in nearly seven cuts through January 2025. This hardly seems consistent with a soft landing.
- Many forecasters find underlying trends indicating that the recent, favorable drop in inflation is expected to continue. Further, the stability of inflation expectations is consistent with the market view that the Fed is done with monetary policy tightening and that rate cuts are on deck in 2024.
- In general, the labor market remained relatively strong heading into year end. A healthier balance in the supply and demand for labor is taking shape that should ease wage pressure, which is an important component in the ongoing inflation fight. With inflation trending lower, nominal wage gains are translating into real wage gains.
- The ISM Manufacturing PMI has been in contractionary territory since November 2022, but the trend seems to have slowed, while the ISM Services PMI continues to be the bright spot in business activity. Mortgage rates fell sharply alongside Treasuries during the quarter; however, rates remain elevated relative to the last decade. As a result, housing activity remains muted.

CORPORATE CREDIT SPREADS

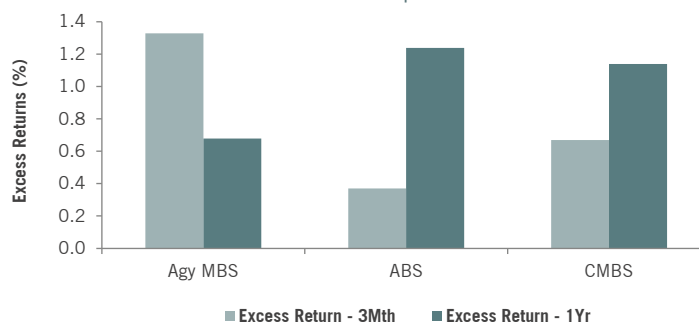
Corporate Spreads Tightened Across Maturities



Source: Bloomberg

STRUCTURED PRODUCT

Securitized Sectors Continued to Outperform



Source: Bloomberg

The Intermediate Aggregate Composite (composite) consists of all fully discretionary separate accounts that do not use derivatives and are managed against the Bloomberg U.S. Intermediate Aggregate Bond Index or equivalent indices. The composite strategy focuses on risk control and adding value through security selection. Returns designated as being "before investment management fees" include all income, realized and unrealized gains and losses, and all transactional costs. Returns designated as "after maximum fees" are the "before investment management fees" returns less the maximum investment management fee of 0.25% which may be charged by Galliard for management of each client's account. Prior to April 1, 2021 the maximum fee which could be charged by Galliard was 0.30%. Historical composite returns shown as after maximum fees reflect this fee reduction on the respective date. These returns may also be impacted by the effect of compounding and will be rounded to the nearest basis point. Galliard's advisory fees are disclosed in the firm's Form ADV Part 2 which is available upon request. Benchmark returns do not include potential transaction costs or management fees. For comparison purposes the benchmark is fully invested and includes the reinvestment of income. While it is believed that the benchmark used here represents an appropriate point of comparison for the composite referenced above, prospective investors should be aware that the volatility of the benchmark or index may be substantially different from that of the composite; and holdings in the composite may differ significantly from the benchmark or index if the investment guidelines and criteria are different than the composite. **Past performance is not an indication of how the investment will perform in the future.** Galliard Capital Management, LLC ("Galliard") is a registered investment adviser and a wholly-owned, independently operated subsidiary of Allspring Global Investments Holdings, LLC providing fixed income and stable value investment portfolio management for institutional clients. Galliard Capital Management claims compliance with the Global Investment Performance Standards (GIPS®). GIPS® is a registered trademark of CFA Institute. CFA Institute does not endorse or promote this organization, nor does it warrant the accuracy or quality of the content contained herein. To receive a complete list and description of Galliard composites and/or a GIPS Composite Report, please contact Galliard Client Service at 612.667.3220 or galliardclientservice@galliard.com. The information contained herein reflects the views of Galliard Capital Management, LLC and sources believed to be reliable by Galliard as of the date of publication and is not intended to be used as investment advice. The views and positions are subject to change at any time in response to changing circumstances in the market and are not intended to predict or guarantee the future performance of any individual security, market sector or the markets, in general. © 2023 Galliard Capital Management, LLC.